



# BEDIKAS CHOMETZ בדיקת חמץ

Erev Pesach, we search our house for Chometz.  
The Minhag is to hide 10 small peices of bread, and search using a candle,  
feather and wooden spoon.

**This year in Melbourne, the time to do Bedikas Chometz is after  
6:31pm on Tuesday 7th April.**

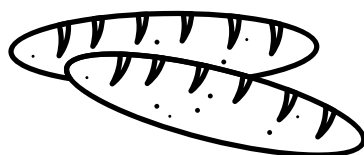
Can you find all the Chometz in this word search?

K	I	P	Z	C	U	K	H	O	E	D	D
U	B	R	E	A	D	A	M	Y	H	U	S
A	C	A	K	E	F	O	A	V	O	K	U
B	W	O	O	D	E	N	S	P	O	O	N
A	Z	L	H	F	E	A	T	H	E	R	I
G	I	E	I	F	A	O	K	R	V	N	G
E	D	L	C	H	O	M	E	T	Z	P	H
L	I	D	K	S	P	H	A	U	D	E	T
T	E	N	P	E	I	C	E	S	H	S	K
M	F	A	R	E	T	B	A	G	E	A	S
R	U	C	H	P	A	Z	I	N	Z	C	T
E	G	H	S	C	R	U	M	B	S	H	K


BREAD  
TEN PEICES  
CANDLE




FEATHER  
WOODEN SPOON  
BAGEL



PITA  
CRUMBS  
CHOMETZ



CAKE  
NIGHT  
PESACH



# ביעור חמץ BIUR CHOMETZ


The morning before Pesach, we destroy our 10 peices of chometz, together with the other chometz we may have found, by burning them.

\*Only burn chometz with an adult.

**This year in Melbourne, the latest time to eat Chometz is  
10:26am on Wednesday 8th April.**

**The latest time to burn your Chometz is 11:24am on Wednesday 8th April.**

**Ask your parents if they have sold their chometz!**




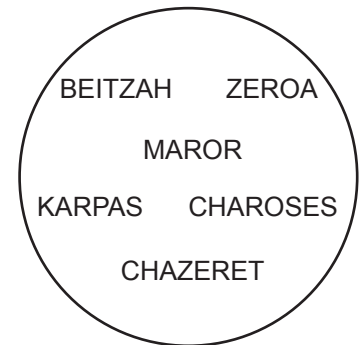
# ליל הסדר SEDER NIGHT

Everybody is busy preparing for the seder.  
You can make your own seder plate.

You will need:

- A peice of hard cardboard, maybe from a box, approx 20x20cm
- 6 clear plastic cups
- glue and scissors
- textas or coloured pencils

1. Decorate your cardboard base
2. Colour in the circles below and cut them out
3. Cut your clear plastic cups so that they are only 2-3cm high
4. Glue the circles onto your cardboard in the correct order. →
5. Glue the clear plastic cups on top.



**Karpas:** Vegetable



**Beitzah:** Egg



**Zeroa:** burnt chicken neck



**Maror:** Horseradish



**Charoses:** Mixture of apples, nuts and grape juice



**Chazeret:** Lettuce

**Be ready for Seder night.**

**First night Seder:** Light candles at 5:45pm

**Second night Seder:** Light candles after 6:41pm

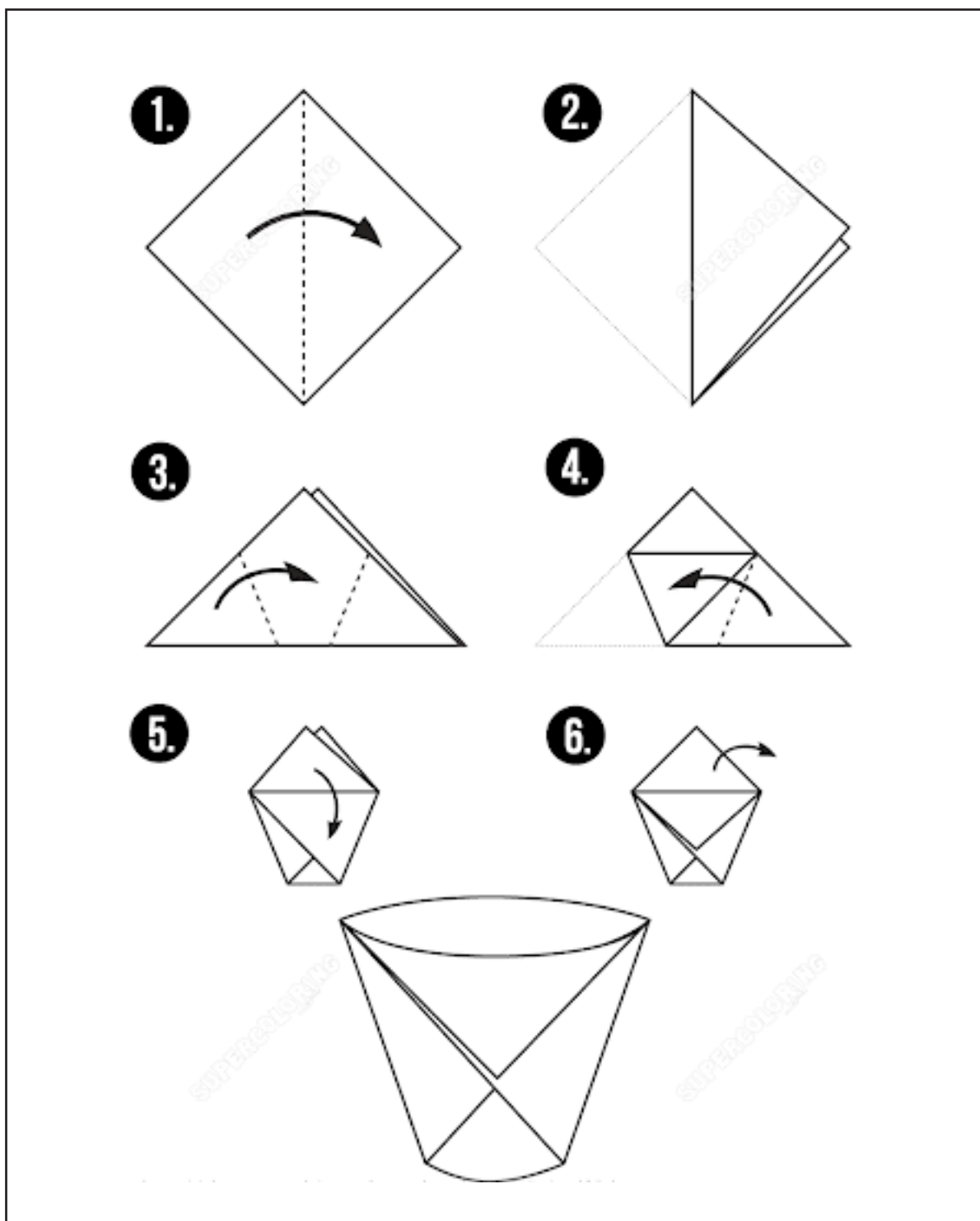
**This year, Shabbos is the first day of Chol HaMoed, this means that we will need to make an Eiruv Tavshilin.**

# KADESH קידוש

Making Kiddush.

On Pesach everyone makes Kiddush and we make the brocha "Pri HaGofen" four times!


Can you make this origami cup?



# URCHATZ ורחץ

We wash our hands **without** making the brocha "al netilas yadayim"

Can you help the girl find the sink to wash?






# KARPAS כרפס

We dip a vegetable in salty water.


Make this chatterbox and learn more about Karpas.



**PARSLEY**

**1.**

Karpas reminds us of the tears of the Jewish people during slavery in Egypt.



**ONION**

**2.**

Pesach is a time for questions. We dip a vegetable in salt water because we want children to ask "why?"


**3.**

On Pesach we "dip" twice. When is the other time? (*Maror into Charoses*)

**4.**

We should only eat a small amount for Karpas. less than a kezayis (28 grams)!<sup>1</sup>


**5.**



**POTATO**

Karpas is a Greek word which means "fresh raw vegetable."

**6.**



**PUMPKIN**

Any vegetable can be used for Karpas. Most people use potato, onion or parsley.

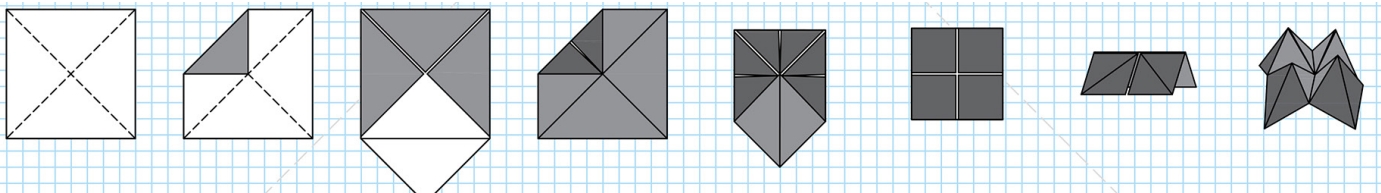
**7.**

We say the Brocha "HaOdama" when we eat Karpas.

**8.**

Karpas, reads פֶּרַח כֶּרֶס when reversed. The numerical value of פֶּרַח is 60 and כֶּרֶס means "hard labour". This alludes to the 60 myriads (600 000) of Jews who were enslaved in hard labour.

## HOW TO FOLD YOUR CHATTERBOX

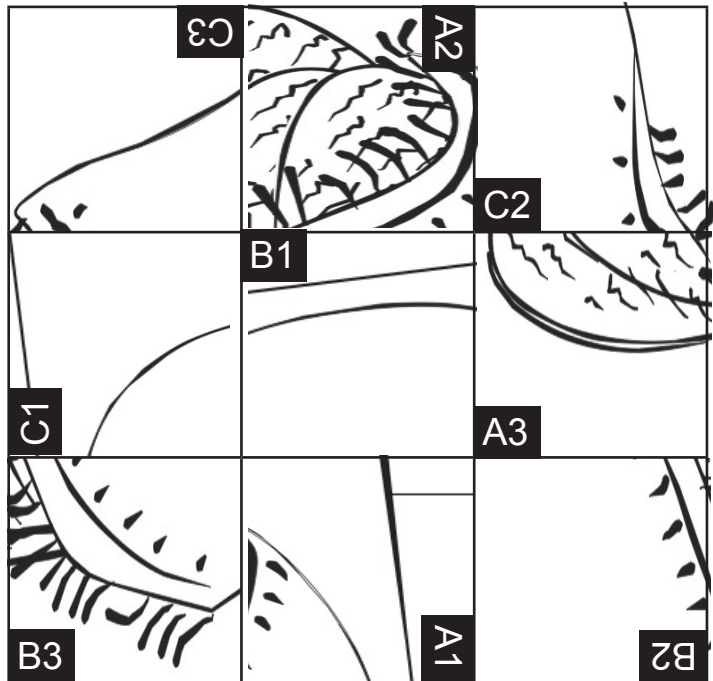


# YACHATZ יח'ץ

We break the middle matzah in half.

The bigger half is put away for Afikoman.  
The Chabad minhag is to break it  
into 5 peices.

Can you put this broken picture back  
in the correct order?



A

B

C

1

2

3











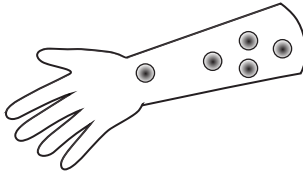
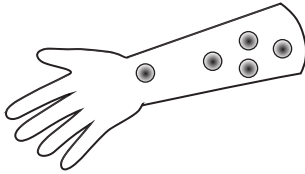











# מגיד MAGGID

We read the story of the story of Yeztias Mitzrayim.

A Jew should remember Yetzias Mitzrayim, as if they came out of Mitzrayim themself!

Test your memory with this 10 Makkos memory game.

 <p>1. BLOOD דם</p>	 <p>1. BLOOD דם</p>	 <p>2. FROGS צפרדע</p>	 <p>2. FROGS צפרדע</p>
 <p>3. LICE כנים</p>	 <p>3. LICE כנים</p>	 <p>4. WILD BEASTS ערוב</p>	 <p>4. WILD BEASTS ערוב</p>
 <p>5. SICK ANIMALS דבר</p>	 <p>5. SICK ANIMALS דבר</p>	 <p>6. BOILS שחין</p>	 <p>6. BOILS שחין</p>
 <p>7. FIERY HAIL ברד</p>	 <p>7. FIERY HAIL ברד</p>	 <p>8. LOCUSTS ארבה</p>	 <p>8. LOCUSTS ארבה</p>
 <p>9. DARKNESS חשך</p>	 <p>9. DARKNESS חשך</p>	 <p>10. DEATH OF THE FIRSTBORN מכת בכורות</p>	 <p>10. DEATH OF THE FIRSTBORN מכת בכורות</p>

# מה נשתנה MANISHTANA

טאטע איך וועל בא דיר פרעגן פיר קשיות .

## מה נשתנה הלילה הזה מכל הלילות

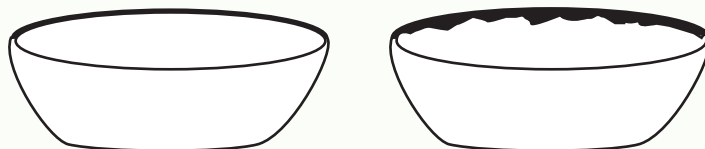

וואס איז אנדערש די נאכט פון פסח פון אלע נעכט פון א גאנץ יאר.



די ערשטע קשיא איז:

# שְׂבַכָּל הַלֵּילֹת אֵין אָנוּ מַטְבִּילִין אֲפִילוּ פֶּעַם אַחַת הַלֵּילָה הַזֶּה שְׁתִּי פְּעָמִים

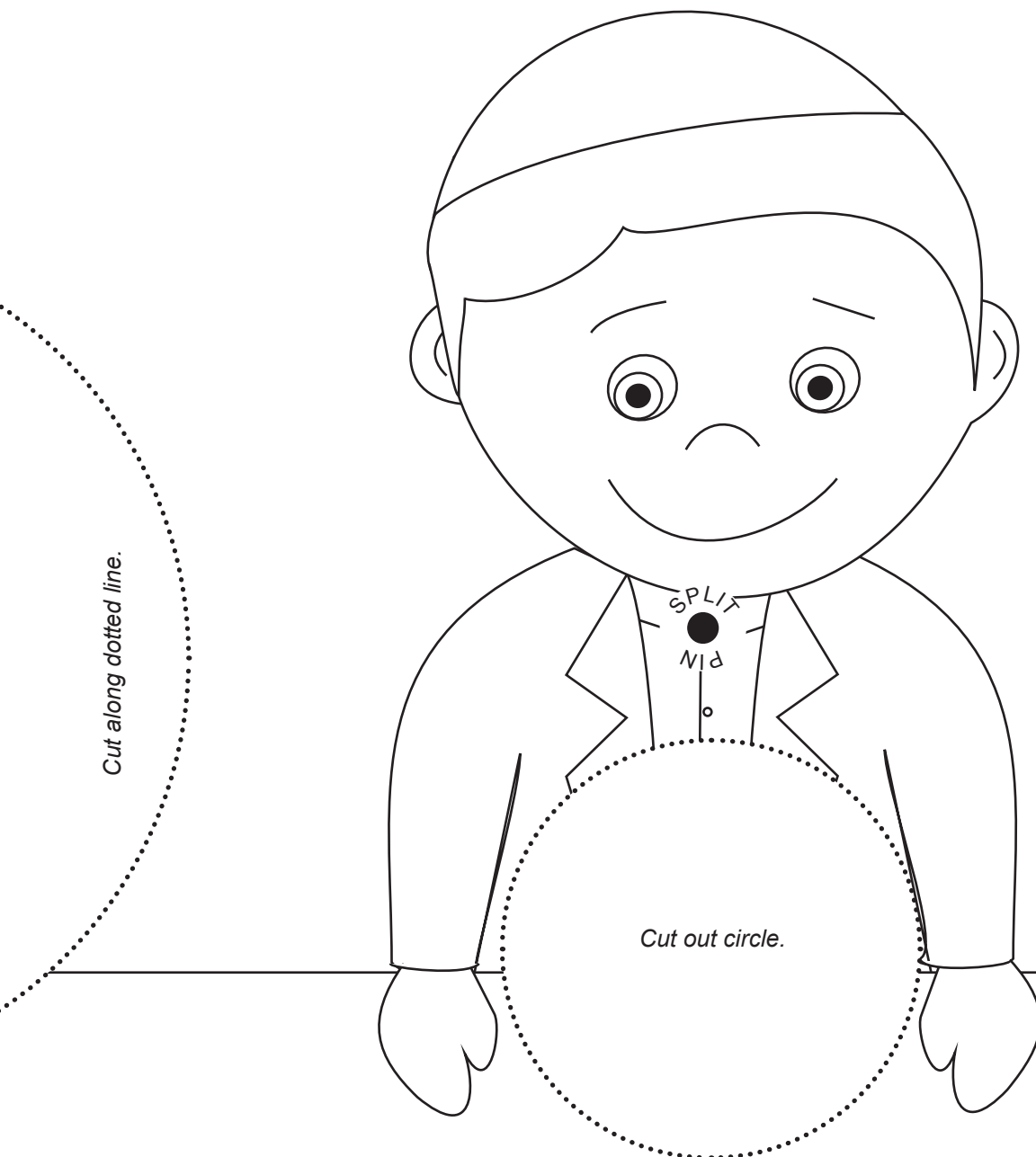
אלע נעכט פון א גאנץ יאר טונקען מיר ניט איין אפילו איין מאל,  
אבער די נאכט פון פסח טונקען מיר צוויי מאל: איין מאל כרפס  
אין זאלץ וואסער, דעם צווייטן מאל, מרור אין חרסת.



די צוויטע קשיא איז:

# שְׂבֹכָל הַלֵּילֹת אָנוּ אוֹכְלִין חֶמֶץ וּמֶצָה הַלֵּילָה הַזֶּה כּוֹלוּ מֶצָה

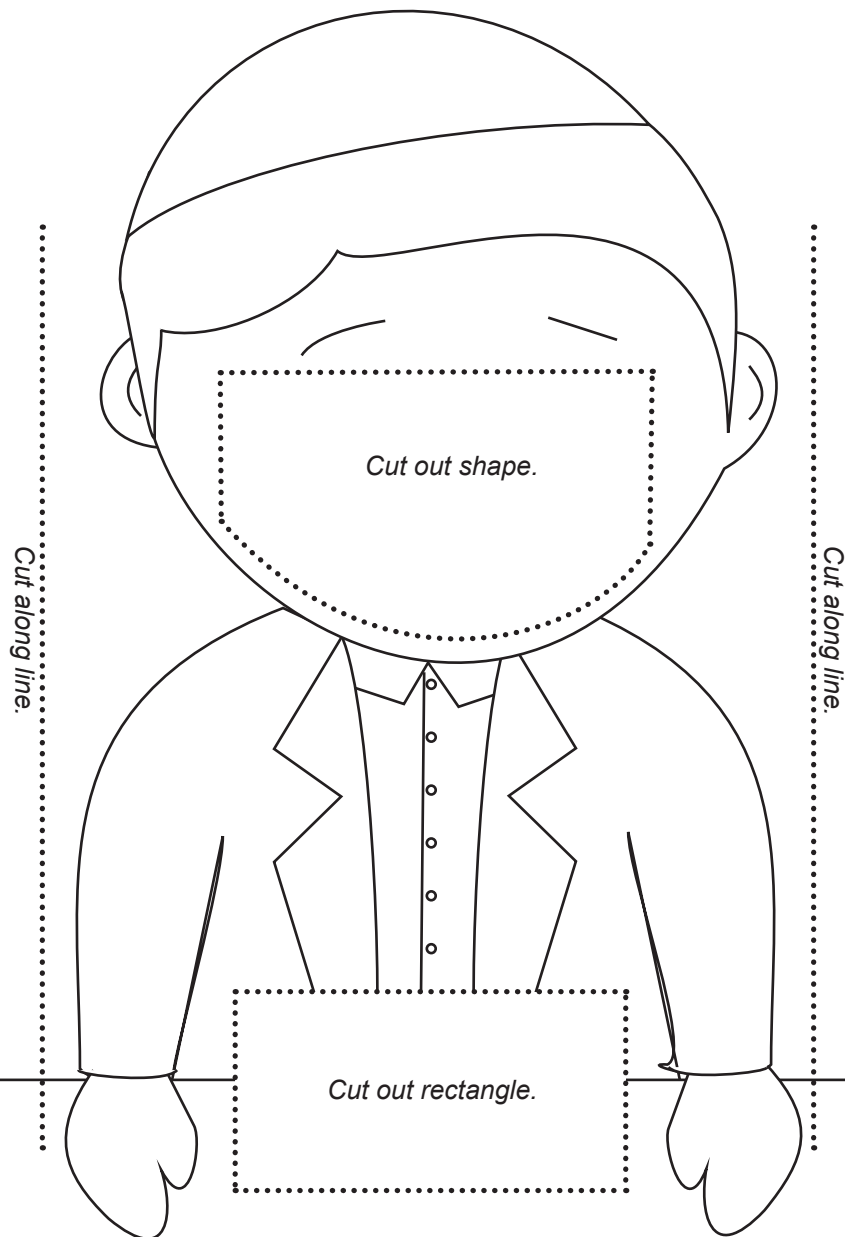
אלע נעכט פון א גאנץ יאר עסן מיר חמץ אדער מצה, אבער די  
נאכט פון פסח עסן מיר נאר מצה .



די דריטע קשיא איז:

# שְׂבָכָל הַלֵּילֹת אָנוּ אוֹכְלִין שְׂאָר יְרָקוֹת הַלֵּילָה הַזֶּה מָרוֹר

אלע נעכט פון א גאנץ יאר עסן מיר אנדערע גרינסן, אבער די  
נאכט פון פסח עסן מיר ביטערע גרינסן.


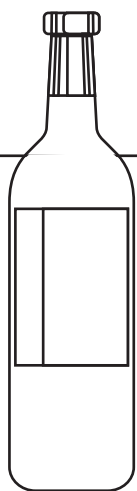


די פערטע קשיא איז:

# שְׂבֹכָל הַלֵּילֹת אָנוּ אוֹכְלִין בֵּין יוֹשְׁבֵין וּבֵין מְסֻבִּין הַלֵּילָה הַזֶּה כָּלָנוּ מְסֻבִּין

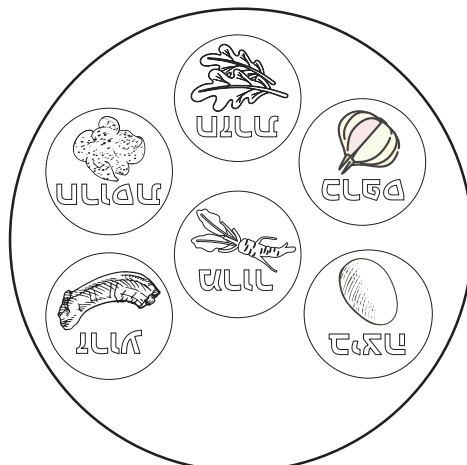
אלע נעכט פון א גאנץ יאר עסן מיר סיי זיצענדיקערהייט  
און סיי אנגעלענטערהייט, אבער די נאכט פון פסח עסן מיר  
אלע אנגעלענטערהייט.


טאטע, איך האב בא דיר געפרעגט פיר קשיות,  
יעצט גיב מיר אן ענטפער.



Cut along dotted line.

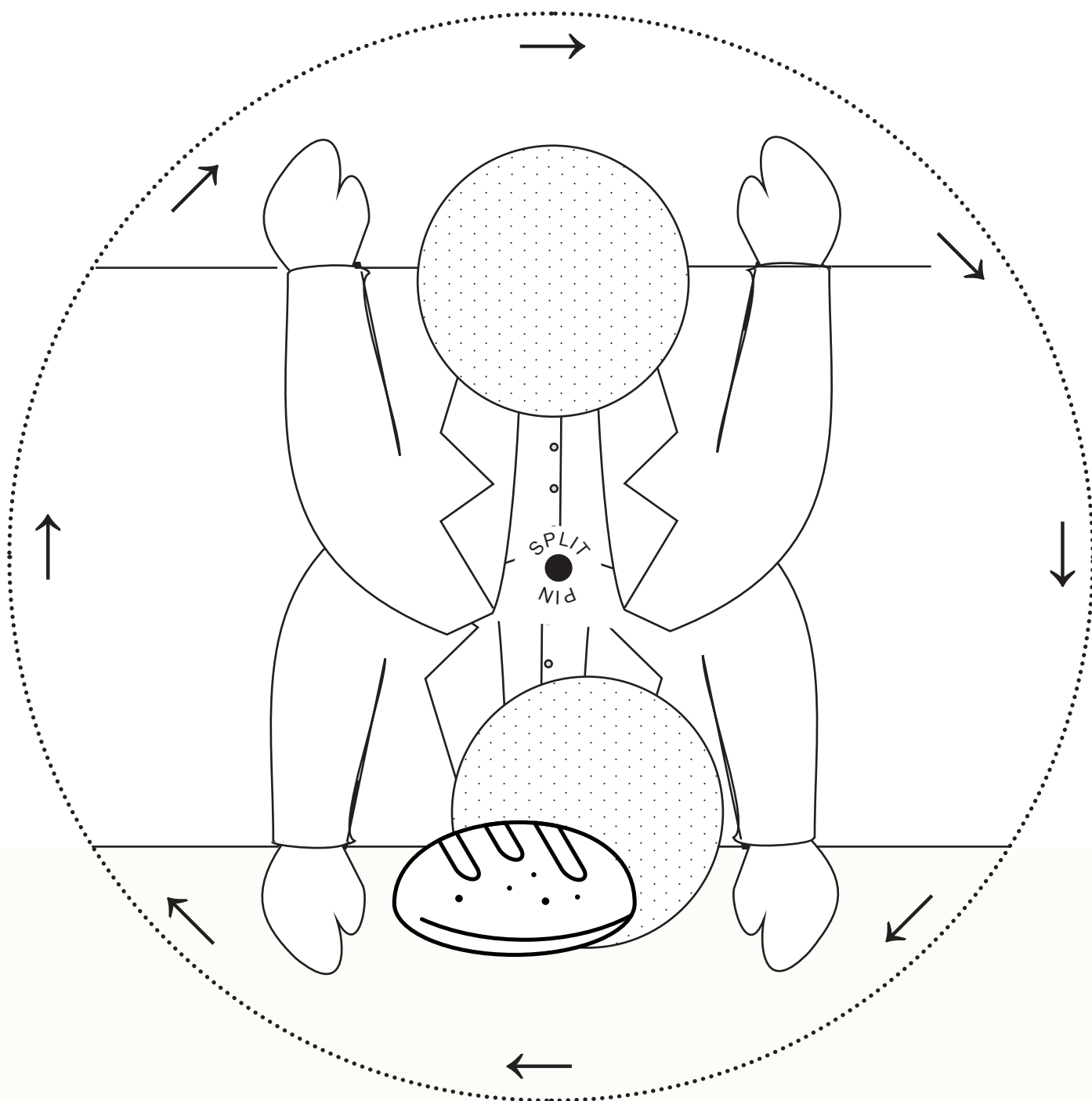
SPLIT  
Via



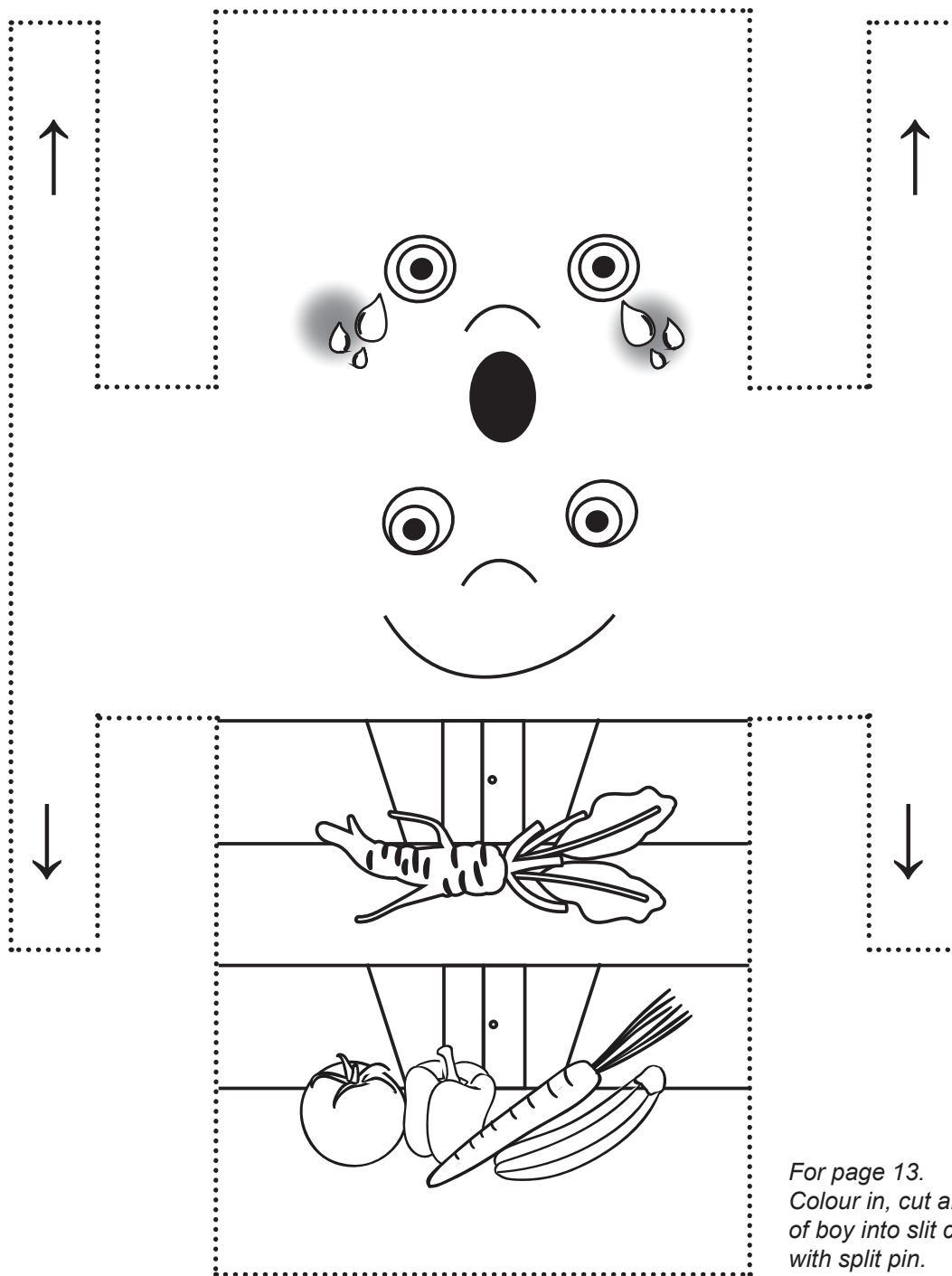


For page 10.  
Colour in, cut  
around arms  
and use split  
pins to attach  
to boy on page  
10.

For page 11.  
Colour in, cut around circle and use split pin  
to secure behind the boy on page 11.

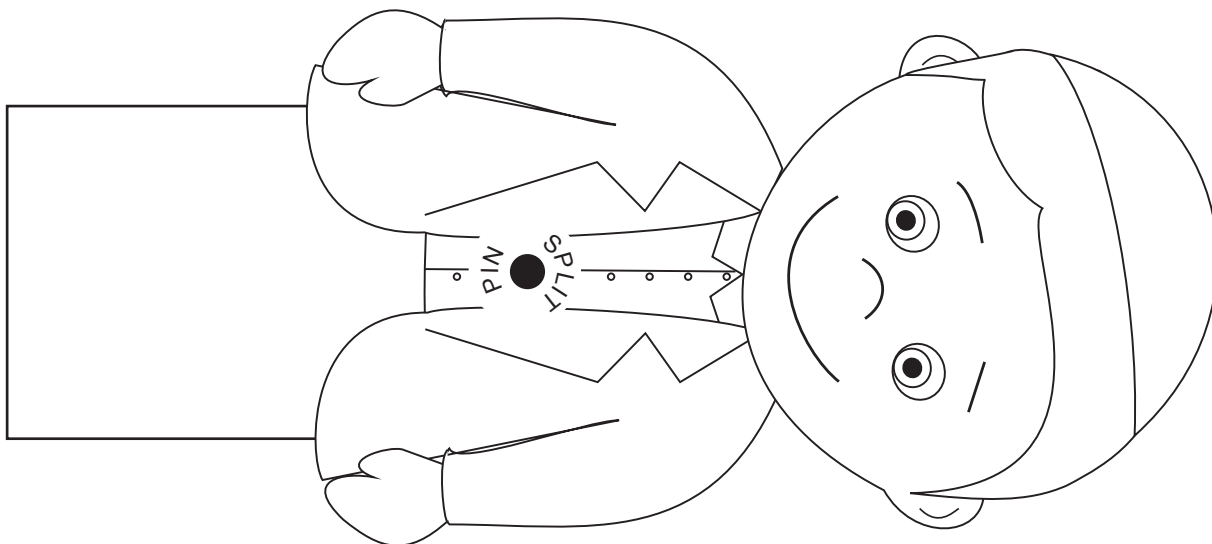






For page 12.  
Colour in, cut around dotted line. insert arms with arrows, from behind, into slits cut along either side of boy on page 12.


For page 13.  
Colour in, cut around boy. insert bottom of boy into slit cut on page 13, secure with split pin.



# רחצה RACHITZO

We wash our hands.

This time we say the Brocha "al netilas yadayim"




# מוציא, מצה מויתא, MATZAH

We finally eat Matzah!  
Tonight we will make two Brochos, "HaMoitzi" and "Al Achilas Matzah"

Matzah is made out of flour and water and needs to be made very carefully so that it does not turn into chometz!

In a Matzah bakery, the flour and water are kept separately until they are needed.  
From the time the water touches the flour, until the Matzah is finished baking, must be less than 18 minutes!

Help the flour and water get to the Matzah baker, and help the dough make its way back to the oven.



# MAROR מרור

We eat Maror because it tastes bitter.

This remind us of Yidden's bitter years of slavery in Mitzrayim.

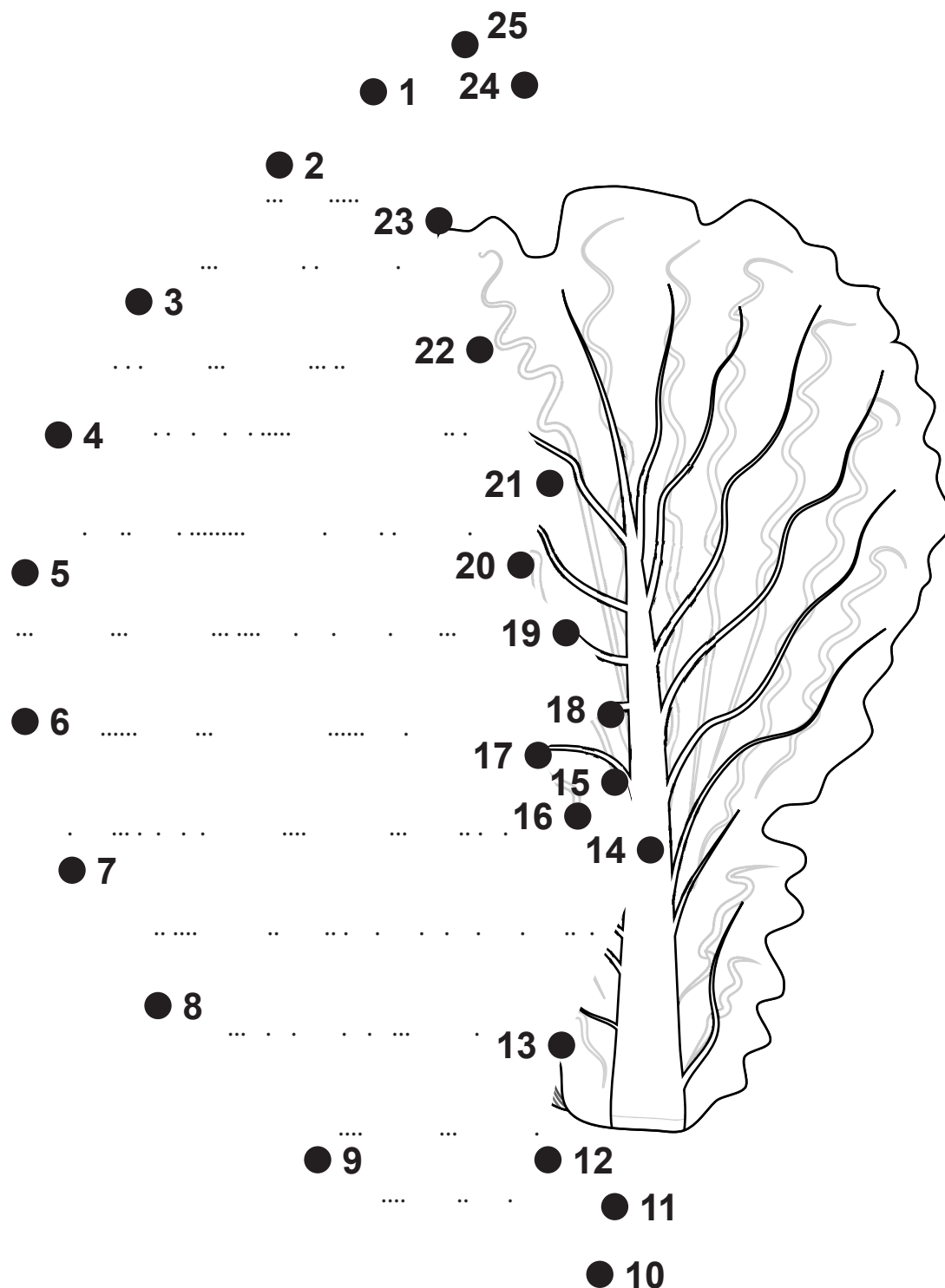


# KORECH כורכר

We eat our Matzah sandwich - Matzah and Maror - Yum!

We eat Korech as a reminder that Hillel would eat the Korban Pesach together, with matzah and maror, in one sandwich.

Join the dots to make your sandwich.



# SHULCHON OREICH

## שלחן עורר

We eat our Seudah - our special Pesach meal.

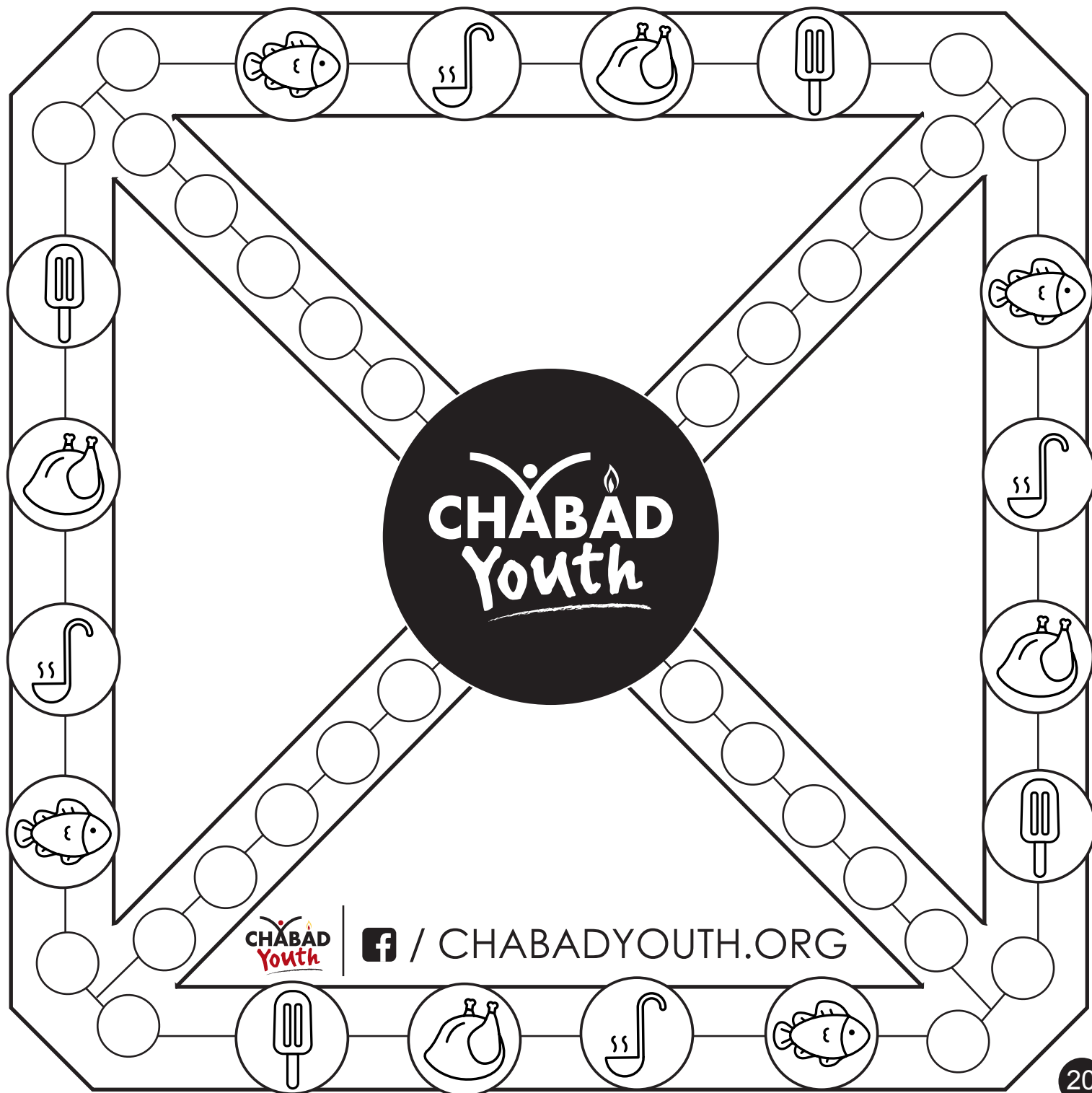
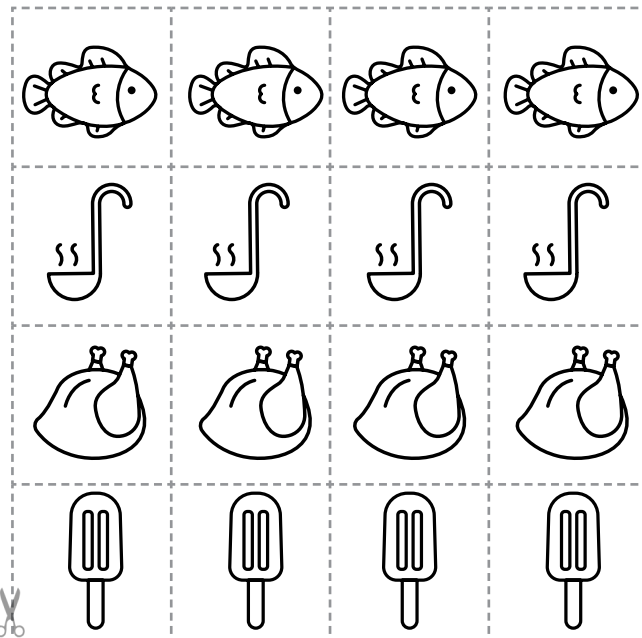
Shulchon Oreich is many people's favourite part of the Seder. There are many yummy courses - fish, soup, meat and dessert!

*All players start in the centre of the game and use a die to move around the board.*

*When you land on a 'course', collect a corresponding token.*

*The first person to eat all 4 courses and return to the centre of the board wins!*

*You will need a die and some counters.*





/ CHABADYOUTH.ORG

# TZAFUN נון

We eat the Afikomen!

Oh No! Look at the mess below. The children found the Afikomen,  
but left the room in a big mess.  
Can you spot 10 differences?





# BEIRACH בֵּירַךְ

We Bentsh and thank Hashem for our meal.

What happens at the end of Beirach?

Crack the code to find out!



\_\_\_\_\_



\_\_\_\_\_



\_\_\_\_\_



\_\_\_\_\_

A	B	C	D	E	F	G	H	I	J	K	L	M

N	O	P	Q	R	S	T	U	V	W	X	Y	Z


# הלל HALLEL

We sing Hallel to praise to Hashem.

The Seder is almost finished and everyone is very tired.

Can you work out where everyone is sitting?

1. Bubby was sitting across from Miriam.
2. Tatty was sitting across from Mummy.
3. Both Mummy and Moshe had their Hagadda open.
4. Zaida was sitting in front of a Becher.
5. Moshe was sitting three seats from Bubby.



# נרצה NIRTZO

We have reached to end of our Seder.

We all ask Hashem that our Seder should be "לשנה הבאה בירושלים".

Can you draw a picture of your family in Yerushalayim?

